

CS

EcoDesign

PANADERO



MEASURES

DIMENSIONS H x W x D	594x617x496 mm
GROSS/NET WEIGHT	124/108 kg
FIREWOOD ENTRANCE	485x361 mm
SMOKE FLUE	Ø 150-153 mm Top

CHARACTERISTICS

CAST IRON GRILL AND DOOR	
NOMINAL HEAT OUTPUT	7,1 KW
EFFICIENCY	80,7 %
CO EMISSIONS	0,10 %
HEAT RESISTANT PAINT	800°C
CERAMIC GLASS HEAT RESISTANCE	750°C

EAN 8426964190359
REF. PANADERO 19035

PRODUCT PLUS

ECODESIGN



WOOD LOGS UP TO 50 CM



VERMICULITE LINING



HEATING VOLUME



CLEAN GLASS SYSTEM



TRIPLE COMBUSTION



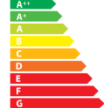
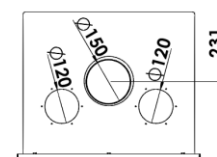
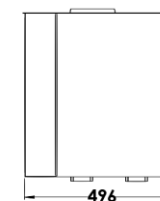

TANGENTIAL FAN



AIR DUCTING



TRIPLE STEEL BODY SHEET
4 + 3 + 1,5 MM



BImSchV2 Art. 15a B-VG



CS EN