

# F-720-S

## EcoDesign

## PANADERO



### MISURE

DIMENSIONI A x A x P	625x700x485 mm
PESO LORDO/NETTO	85/75 kg
DIMENSIONI PORTA	550x311 mm
DIAMETRO SCARICO FUMI	150-153 mm Verticale

### CARATTERISTICHE

GRIGLIA IN GHISA	
VISTA PANORAMICA	
POTENZA NOMINALE	7 KW
RENDIMENTO	81 %
EMISSIONI DI CO	0,10 %
VERNICE ANTICALORE RESISTENTE A	800°C
VETRO IN VETROCERAMICA RESISTENTE A	750°C

EAN 8426964190502  
REF. PANADERO 19050

### PLUS PRODOTTO

## ECODESIGN 2022



**PRESA D'ARIA  
ESTERNA**



**FOCOLARE RIVESTITO  
IN VERMICULITE**



**PORTA IN VETRO  
SERIGRAFATO**



**TRONCHI FINO A  
50 CM**



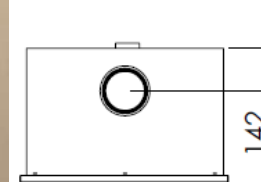
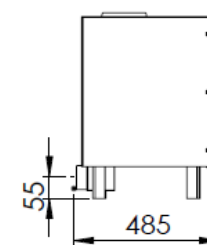
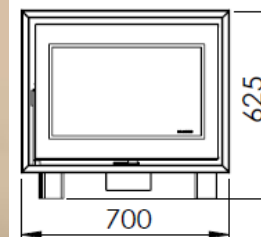
**VETRO SEMPRE  
PULITO**



**VOLUME DI  
RISCALDAMENTO**



**TRIPLA  
COMBUSTIONE**



**A+**



**BlmSchV2**



*flamme*  
**VERTE**

Le label  
du chauffage  
au bois

**7 ★**