

# C-720-S EcoDesign

# PANADERO



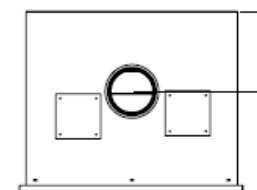
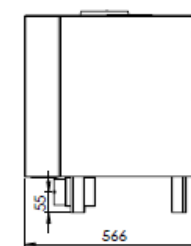
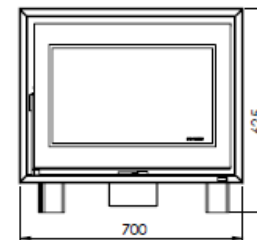
## WYMIARY

WYS.xSZER.xGŁ.	625x700x566 mm
WAGA BRUTTO/NETTO	95/85 kg
WYMIARY DRZWICZEK	550x311 mm
WYLOT SPALIN	Ø 150-153 mm
	Pionowy

## CHARAKTERYSTYKA

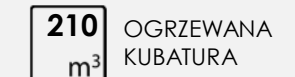
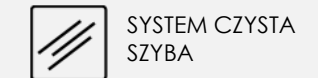
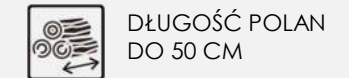
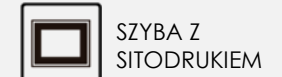
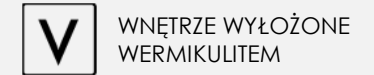
RUSZT ŻELIWNY	
WIDOK PANORAMICZNY	
MOC NOMINALNA	7 KW
SPRAWNOŚĆ	81 %
EMISJA CO	0,10 %
FARBA ŻAROODPORNĄ	800°C
SZYBA SZKLANO-CERAMICZNA	750°C

EAN 8426964190601  
REF. PANADERO 19060



## ZALETY PRODUKTU

### ECODESIGN 2022



C-720-S