

ALINA EcoDesign

PANADERO



MEASURES

DIMENSIONS H x W x D	680x360x443 mm
GROSS/NET WEIGHT	63/52 kg
FIREWOOD ENTRANCE	315x250 mm
SMOKE FLUE	Ø 120-125 mm Horizontal

CHARACTERISTICS

CAST IRON GRILL	
NOMINAL HEAT OUTPUT	6,3 KW
EFFICIENCY	80,5%
CO EMISSIONS	0,10 %
HEAT RESISTANT PAINT	800°C
CERAMIC GLASS HEAT RESISTANCE	750°C

EAN 8426964187106
REF. PANADERO 18710

PRODUCT PLUS

ECODESIGN



CLEAN GLASS SYSTEM



DOUBLE COMBUSTION



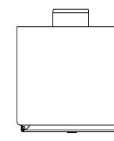
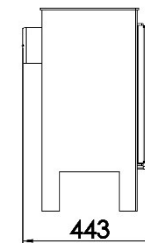
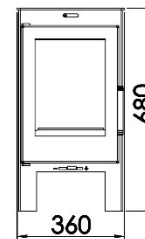
190 m³ HEATING VOLUME



WOOD LOGS UP TO 40 CM



STEEL BODY SHEET OF 3 MM



ALINA EN